

# SunForte PM096B00

Mono-Crystalline Photovoltaic Module



Power Range  
320 ~ 335 Wp



Highly Strengthened Design  
Module complies with advanced loading tests to meet 5400 Pa loading requirements



Resistance to Salt Corrosion and Humidity  
Module complies with IEC 61701: Salt Mist Corrosion Testing



Back Contact Cells  
No string in the front side enhances light conversion space



IP-67 Rated Junction Box  
Advanced water and dust proof level



PID-Resistance (up to Diamond Level)  
Certified high PID resistance



Superior Performance at High Temperatures  
Less power loss in hot weather conditions due to the low temperature coefficient



# SunForte PM096B00 (320 ~ 335 Wp)

## Electrical Data

Typ. Nominal Power $P_N$	320W	327W	330W	335W
Typ. Module Efficiency	19.6%	20.1%	20.3%	20.6%
Typ. Nominal Voltage $V_{mp}$ (V)	54.7	54.7	54.7	54.7
Typ. Nominal Current $I_{mp}$ (A)	5.86	5.98	6.04	6.13
Typ. Open Circuit Voltage $V_{oc}$ (V)	64.8	64.9	64.9	64.9
Typ. Short Circuit Current $I_{sc}$ (A)	6.27	6.46	6.52	6.62
Maximum Tolerance of $P_N$	0 / +3%			

\* Above data are the effective measurement at Standard Test Conditions (STC)  
 \* STC: irradiance 1000 W/m<sup>2</sup>, spectral distribution AM 1.5, temperature 25 ± 2 °C, in accordance with EN 60904-3

## Temperature Coefficient

NOCT	45 ± 2 °C
Typ. Temperature Coefficient of $P_N$	-0.33 % / K
Typ. Temperature Coefficient of $V_{oc}$	-0.26 % / K
Temperature Coefficient of $I_{sc}$	0.05 % / K

\* NOCT: Normal Operation Cell Temperature, measuring conditions: irradiance 800 W/m<sup>2</sup>, AM 1.5, air temperature 20 °C, wind speed 1 m/s

## Mechanical Characteristics

Dimensions (L x W x H)	1559 x 1046 x 46 mm (61.38 x 41.18 x 1.81 in)
Weight	18.6 kg (41.0 lbs)
Front Glass	High transmission tempered glass with AR-Tech, 3.2 mm (0.13 in)
Cell	96 high efficiency back contact cells
Back Sheet	Composite film
Frame	Anodized aluminum frame
Junction Box	IP-67 rated with 3 bypass diodes
Connector Type & Cables	TE Connectivity PV4: 1 x 4 mm <sup>2</sup> (0.04 x 0.16 in <sup>2</sup> ), Length: each 1.0 m (39.37 in)

## Operating Conditions

Operating Temperature	-40 ~ +85 °C
Ambient Temperature Range	-40 ~ +45 °C
Max. System Voltage IEC/UL	1000V / 1000V
Serial Fuse Rating	20A
Maximum Surface Load Capacity	Tested up to 5400 Pa according to IEC 61215 (advanced test)

## Warranties and Certifications

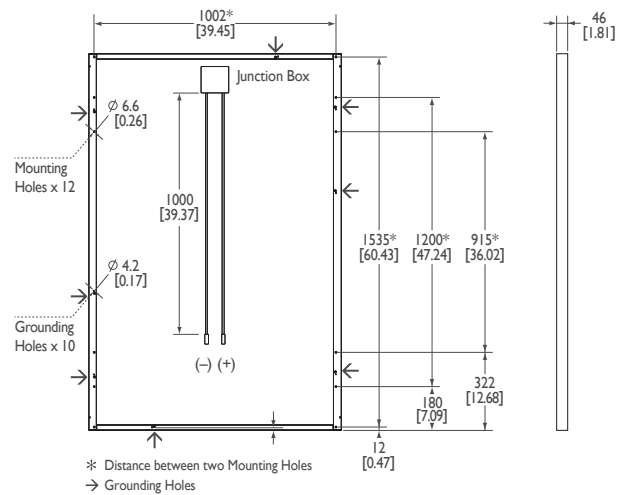
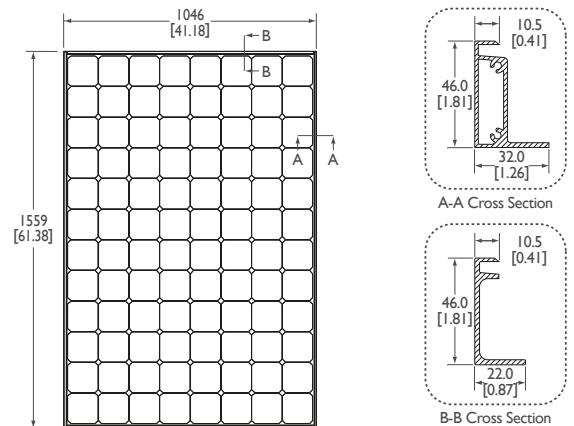
Product Warranty	Maximum 25 years for material and workmanship
Performance Guarantee	Guaranteed output of 95% <sup>*1</sup> for 5 years and linear degradation to 87% for 25 years
Certifications	According to IEC/EN 61215, IEC/EN 61730, UL 1703, ICIM, MCS, JET, NREC, VPC guidelines <sup>*2</sup>

\*<sup>1</sup> The performance guarantee with power output of 97% or 98% for 5 years is optional.  
 \*<sup>2</sup> Please confirm other certifications with official dealers

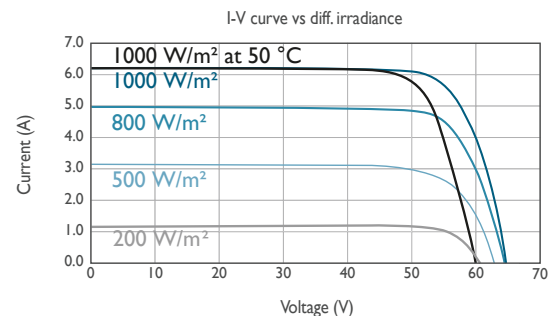
## Packing Configuration

Container	20' GP	40' GP	40' HQ
Pieces per Pallet	22	22	22
Pallets per Container	6	14	28
Pieces per Container	132	308	616

## Dimensions mm (inch)



## I-V Curve



Current/voltage characteristics with dependence on irradiance and module temperature.



### About AU Optronics

AU Optronics (AUO) is a leading global manufacturer of TFT-LCD committed to providing green solutions to its worldwide customers in a manner that is sustainable and friendly to the environment. In addition to its strengths in product and technological innovation, AUO stresses its commitment to going green and to utilizing manufacturing excellence to develop high efficiency solar solutions for residential, commercial, and utility segments.



AU Optronics Corporation  
 No. 1, Li-Hsin Rd. 2, Hsinchu Science Park, Hsinchu 30078, Taiwan  
 Tel: +886-3-500-8899 solar.AUO.com  
 © Copyright May 2017 AU Optronics Corp. All rights reserved. Information may change without notice. This datasheet is printed with Soy Ink.